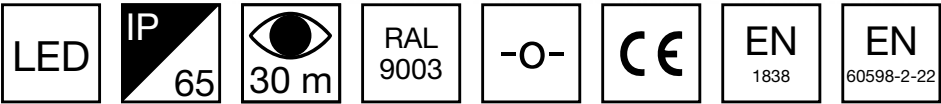


SOLID EXIT EMERGENCY EXIT LIGHTS



Solid is our emergency light and exit light product family, with an IP65 protection rating, specially developed for demanding conditions.

Fast and easy installation has been emphasized in its design. The luminaire is dust-proof and water resistant, and therefore suitable for e.g. in industrial buildings, parking halls and other damp or dusty conditions, as well as outdoors. Wall mounted, single sided Solid Exit lights are equipped with easy-to-change pictograms, with a 30 m viewing distance.

The product line also has exit lights with a downlight function, which are suitable for installation e.g. above doors, as well as exit lights for ceiling mounting, with a double sided pictogram. Solid emergency lights have been optimized for various installation heights, for illuminating open areas, as well as exit routes.

SELF-CONTAINED ESCAP EMERGENCY EXIT LIGHTS WITH SUPER CAPACITOR AND SELF-TESTING

Product Code	Nominal Supply Voltage	Pictogram	Pictogram Info	Backup (h)
TWS3092WME	220-240 V, 50/60 Hz AC		1-sided, 30 m	1
Y3092WME140	220-240 V, 50/60 Hz AC		1-sided, 30 m	1
TWS3092WM	220-240 V, 50/60 Hz AC		1-sided, 30 m	1
Y3092WM140	220-240 V, 50/60 Hz AC		1-sided, 30 m	1

We reserve the rights to make modifications without notice.
Copyright © 2024 Teknoware. All rights reserved.
Date: April 19, 2024 | Source:
www.teknoware.com/en/emergency-lighting/emergency-exit-lights/emergency-exit-light-product-families/solid-exit-emergency-exit-lights



SELF-CONTAINED ESCAP EMERGENCY EXIT LIGHTS WITH SUPER CAPACITOR AND WIRELESS CENTRAL MONITORING

We reserve the rights to make modifications without notice.



Copyright © 2024 Teknoware. All rights reserved.

Date: April 19, 2024 | Source:


www.teknoware.com/en/emergency-lighting/emergency-exit-lights/emergency-exit-light-product-families/solid-exit-emergency-exit-lights




Teknoware Oy | P.O. Box 19, 15101 Lahti | Ilmarisentie 8, 15200 Lahti Finland
Tel +358 3 883 020 | VAT-number FI01494751 | teknoware.com | emexit@teknoware.com

Product Code	Nominal Supply Voltage	Pictogram	Pictogram Info	Backup (h)
TWS3092WAE	220-240 V, 50/60 Hz AC		1-sided, 30 m	1
Y3092WAE140	220-240 V, 50/60 Hz AC		1-sided, 30 m	1
TWS3092WA	220-240 V, 50/60 Hz AC		1-sided, 30 m	1
Y3092WA140	220-240 V, 50/60 Hz AC		1-sided, 30 m	1



SELF-CONTAINED EMERGENCY EXIT LIGHTS WITH BATTERY AND SELF-TESTING

Product Code	Nominal Supply Voltage	Pictogram	Pictogram Info	Backup (h)
TWT3053WM	220-240 V, 50/60 Hz AC		1-sided, 30 m	3
Y3053WM140	220-240 V, 50/60 Hz AC		1-sided, 30 m	3



SELF-CONTAINED EMERGENCY EXIT LIGHTS WITH BATTERY AND WIRELESS CENTRAL MONITORING

Product Code	Nominal Supply Voltage	Pictogram	Pictogram Info	Backup (h)
TWT3053WA	220-240 V, 50/60 Hz AC		1-sided, 30 m	3
Y3053WA140	220-240 V, 50/60 Hz AC		1-sided, 30 m	3

ADDRESSABLE 230 V CENTRALLY SUPPLIED EMERGENCY EXIT LIGHTS

Product Code	Nominal Supply Voltage	Pictogram	Pictogram Info
TWT3051WK	220-240 V, 50/60 Hz AC, DC		1-sided, 30 m
Y3051WK140	220-240 V, 50/60 Hz AC, DC		1-sided, 30 m
TWT3051WKE	220-240 V, 50/60 Hz AC, DC		1-sided, 30 m
Y3051WKE140	220-240 V, 50/60 Hz AC, DC		1-sided, 30 m

NON-ADDRESSABLE 230 V CENTRALLY SUPPLIED EMERGENCY EXIT LIGHTS

Product Code	Nominal Supply Voltage	Pictogram	Pictogram Info
TWT3071W	24-230 V, 50/60 Hz AC, DC		1-sided, 30 m
Y3071W140	24-230 V, 50/60 Hz AC, DC		1-sided, 30 m
TWT3071WE	24-230 V, 50/60 Hz AC, DC		1-sided, 30 m
Y3071WE140	24-230 V, 50/60 Hz AC, DC		1-sided, 30 m

We reserve the rights to make modifications without notice.

Copyright © 2024 Teknoware. All rights reserved.

Date: April 19, 2024 | Source:

www.teknoware.com/en/emergency-lighting/emergency-exit-lights/emergency-exit-light-product-families/solid-exit-emergency-exit-lights



Teknoware Oy | P.O. Box 19, 15101 Lahti | Ilmarisentie 8, 15200 Lahti Finland

Tel +358 3 883 020 | VAT-number FI01494751 | teknoware.com | emexit@teknoware.com

ADDRESSABLE 24 V CENTRALLY SUPPLIED EMERGENCY EXIT LIGHTS

Product Code	Nominal Supply Voltage	Feature
TWT3041WK	24 V, 50/60 Hz AC, DC	Tapsa Control