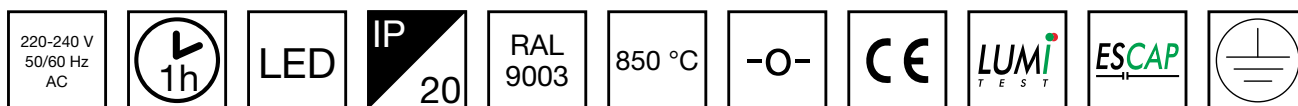



# SLIMSPOT LED EMERGENCY LIGHT Y9792WM



## Self-contained Escap Emergency light with 1 h Super Capacitor and Lumi Test Self-testing (Individually packed TWS9792WM)

Slimspot is a recessed LED emergency light, which, thanks to its compact size and straight-line design blends seamlessly into the roof structure. The luminaires do not therefore stand out from the area's architecture.

Slimspot uses the latest LED technology and is an energy efficient emergency light. The optics have been designed in such a way, that the LED luminaire does not have a disturbing bright central point of light.

Product Code	Y9792WM
Feature	Escap, Lumi Test
Mounting (standard)	recess
Customs Code	94056080
GTIN Code	6438045018294
ETIM Product Class	EC001957
Length	385 mm
Width	115 mm
Height	95 mm
Weight	0.9 kg
Backup	1 h
Max Input Power VA	3 VA
Nominal Supply Voltage	220-240 V, 50/60 Hz AC
Protection Class	I
IP Class	IP20
Temperature Range Min - Max	-25...+35 °C
Glow Wire Test of Plastic Materials	850 °C
Light Source	LED
Body Material	metal
Aperture for Recess Mounting	ø75 mm
Colour	RAL9003
Electrical Installation	3 x 2,5 mm <sup>2</sup>
Luminous Flux	60 lm

## Emergency lighting for escape routes (ceiling mounting)

Table of 1 lux for escape routes in the middle line according to the norm EN 1838.

Level of measurement 0,02 m, measurement result with battery operation.



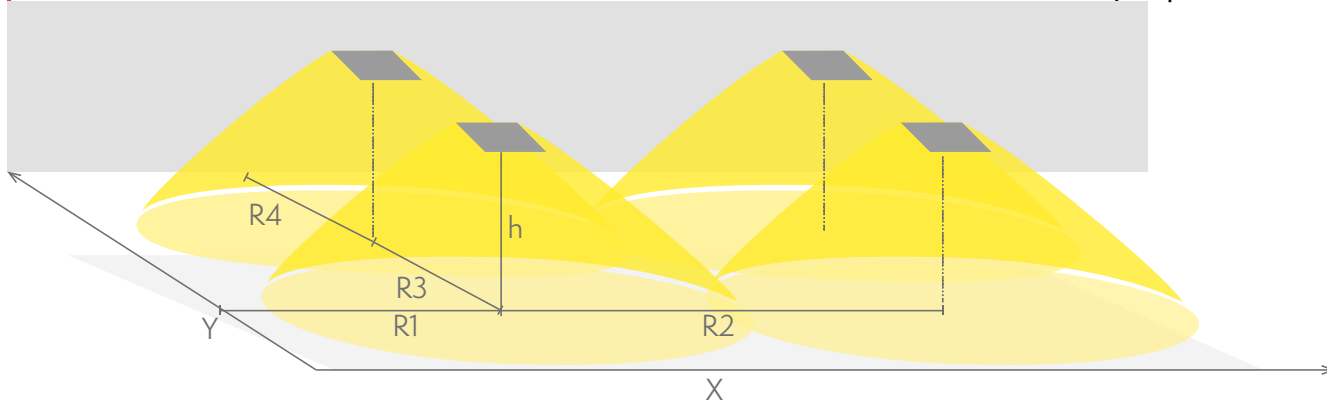
- R1 distance from wall (X axis)
- R2 installation distance between lights (X axis)
- R4 distance from wall (Y axis)

Y9792WM

Mounting height (m)	Below the light lux	R1 (m)	R2 (m)	R4 (m)
		1 lux	1 lux	1 lux
2,5	3.4	1.8	5.5	1.8
3	2.5	1.8	5.5	1.8
4	1.5	1.5	5.5	1.5

## Emergency lighting for open areas (ceiling mounting)

- Table of 0,5 lux for open areas according to the norm EN 1838, 0,5 m edge district is considered in the table.
- Level of measurement 0,02 m, measurement result with battery operation.

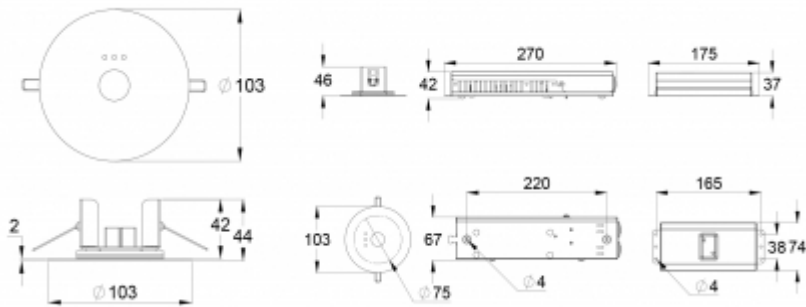


- R1 distance from wall (X axis)
- R2 installation distance between lights (X axis)
- R3 installation distance between lights (Y axis)
- R4 distance from wall (Y axis)

Y9792WM

Mounting height (m)	Below the light lux	R1 (m)	R2 (m)	R3 (m)	R4 (m)
		0,5 lux	0,5 lux	0,5 lux	0,5 lux

Mounting height (m)	Below the light lux	R1 (m)	R2 (m)	R3 (m)	R4 (m)
2,5	3.4	2.5	6.5	6.5	2.5
3	2.5	2.7	6.5	6.5	2.7
4	1.5	3	7	7	3



We reserve the rights to make modifications without notice.  
 Copyright © 2024 Teknoware. All rights reserved.  
 Date: May 20, 2024 | Source:  
[www.teknoware.com/en/slimspot-led-emergency-light-y9792wm](http://www.teknoware.com/en/slimspot-led-emergency-light-y9792wm)

Teknoware Oy | P.O. Box 19, 15101 Lahti | Ilmarisentie 8, 15200 Lahti Finland  
 Tel +358 3 883 020 | VAT-number FI01494751 | [teknoware.com](http://teknoware.com) | [emexit@teknoware.com](mailto:emexit@teknoware.com)

