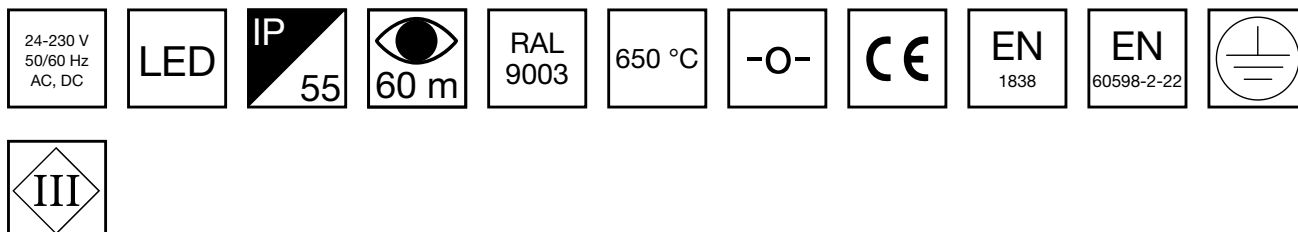


PLUS EMERGENCY EXIT LIGHT TWTF171W



24-230 V centrally supplied emergency exit light

Teknoware Plus is a durable emergency exit light for large spaces. The exit light with a metal body is particularly well suited for demanding conditions, such as parking and industrial halls, where the exit sign must be visible at distances of up to 60 metres. The product is dust- and waterproof (IP55) and durable against hard mechanic wear.


Plus can be used as one or two-sided, and the pictograms are easy to replace. Plus can be mounted to ceiling as standard, but it can be wall mounted with a separate bracket. The standard colour is white (RAL 9003), other RAL colours are available upon special order.







Product Code	TWTF171W
Mounting (standard)	ceiling, surface
Mounting (optional)	wall
Customs Code	94056180
GTIN Code	06438045029221
ETIM Product Class	EC001957
Length	80 mm
Width	673 mm
Height	403 mm
Weight	6.2 kg
Max Input Power VA	5,6 VA (24 V), 8,3 VA (230 V)
Max Input Power W	3,6 W (24V), 3,5 W (230V)
Nominal Supply Voltage	24-230 V, 50/60 Hz AC, DC
Protection Class	III(24V),I(230V)
IP Class	IP55
Temperature Range Min - Max	-30...+50 °C
Glow Wire Test of Plastic Materials	650 °C
Viewing Distance	60 m
Light Source	LED
Body Material	metal
Colour	RAL9003
Electrical Installation	2 x 2,5 mm ² (24 V), 3 x 2,5 mm ² (230 V)

ONE OR MORE OF THESE IS ALSO REQUIRED:

PICTOGRAMS FOR EMERGENCY EXIT LIGHTS



Product Code	Pictogram	Viewing Distance (m)	Compatible Product Groups
PBVF1601E		60	Plus emergency exit light

Product Code	Pictogram	Viewing Distance (m)	Compatible Product Groups
PBVF1601E1		60	Plus emergency exit light
PBVF1601E2		60	Plus emergency exit light
PBVF1602E	 	60	Plus emergency exit light
PBVF1602E3		60	Plus emergency exit light
PBVF1605E	 	60	Plus emergency exit light
PBVF1605E3		60	Plus emergency exit light

OPTIONAL ACCESSORIES:

OTHER ACCESSORIES FOR EMERGENCY EXIT LIGHTS



Product Code	Product Name	Compatible Product Groups
TWTF101	Plus wall mounting support TWTF101	Plus emergency exit light
TWTF102	Plus ceiling mounting support TWTF102	Plus emergency exit light
TWTF103	Plus wall bracket TWTF103	Plus emergency exit light

COMPATIBLE PRODUCTS:

OTHER ACCESSORIES FOR EMERGENCY EXIT LIGHTS



Product Code	Product Name	Compatible Product Groups
TWTF103	Plus wall bracket TWTF103	Plus emergency exit light
TWTF102	Plus ceiling mounting support TWTF102	Plus emergency exit light
TWTF101	Plus wall mounting support TWTF101	Plus emergency exit light

