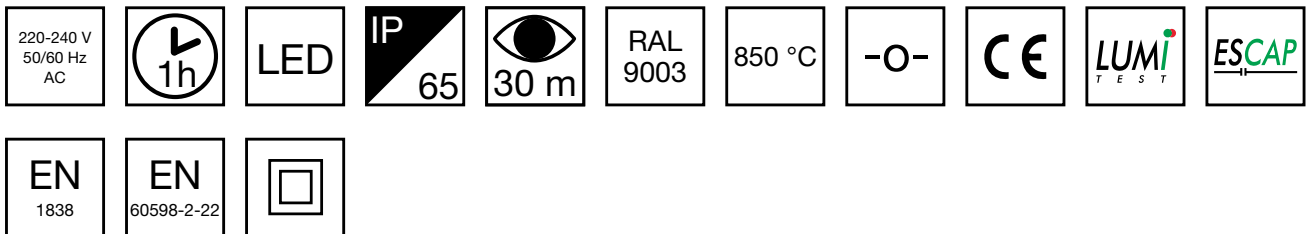


SOLID EXIT EMERGENCY EXIT LIGHT TWS3092WME



Self-contained emergency exit light with 1 h Escap super capacitor, self-testing and a downlight function

Solid is Teknoware's IP65 enclosure class exit and emergency light product family. Solid is designed for demanding conditions. Wall mounted, one sided Solid exit light comes with easily changeable pictograms. Special attention has been paid to the design, for easy installation.

The luminaire is completely dust proof and water proof, so it is suitable for example for industrial premises and parking halls. Escap and centrally supplied luminaires are suitable also for outdoor use.

INDIVIDUALLY PACKED LIGHTS

Product Code
Y3092WME140

Product Code	TWS3092WME
Feature	Escap, Lumi Test
Mounting (standard)	wall, surface
Customs Code	94056080
GTIN Code	6438045027081
ETIM Product Class	EC001957
Length	371 mm
Width	181 mm
Height	57 mm
Weight	1,45 kg
Backup	1 h
Max Input Power VA	4 VA
Nominal Supply Voltage	220-240 V, 50/60 Hz AC
Protection Class	II
IP Class	IP65
Temperature Range Min - Max	-25...+35 °C
Glow Wire Test of Plastic Materials	850 °C
Viewing Distance	30 m
Light Source	LED
Body Material	plastic
Colour	RAL9003
Electrical Installation	2/3 x 2,5 mm ²

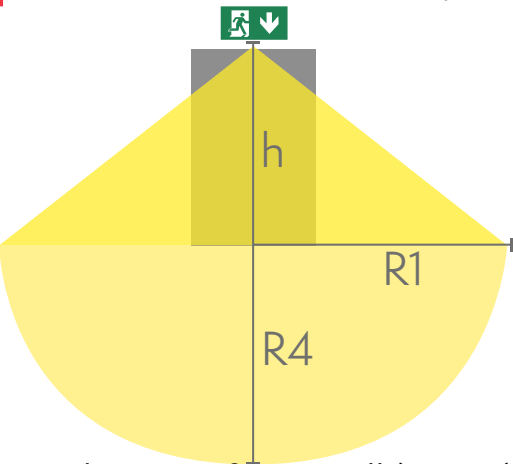
We reserve the rights to make modifications without notice.
Copyright © 2024 Teknoware. All rights reserved.
Date: May 05, 2024 | Source:
www.teknoware.com/en/emergency-lighting-1/solid-exit-emergency-exit-light-tws3092wme

Teknoware Oy | P.O. Box 19, 15101 Lahti | Ilmarisentie 8, 15200 Lahti Finland
Tel +358 3 883 020 | VAT-number FI01494751 | teknoware.com | emexit@teknoware.com



Downlight chart for Exit Lights

Tables of 1 lux and 0,5 lux, under the Exit Light.
Level of measurement 0,02 m, measurement result with battery operation.



R1 distance from wall (X axis)
R4 distance from wall (Y axis)
TWS3092WME



Mounting height (m)	Below the light lux	R1 (m)	R4 (m)	R1 (m)	R4 (m)
		1 lux	1 lux	0,5 lux	0,5 lux
2	16	1	1	1,3	1,3
2,5	11	1,5	1,3	1,4	1,5
3	7	1,6	1,4	1,6	1,7
4	3	1,4	1,5	1,8	1,9
5	2	1,5	1,5	2	2

ONE OR MORE OF THESE IS ALSO REQUIRED:

PICTOGRAMS FOR EMERGENCY EXIT LIGHTS



Product Code	Pictogram	Viewing Distance (m)	Compatible Product Groups
PB3001E		30	Solid Exit Emergency Exit Lights
PB3002E		30	Solid Exit Emergency Exit Lights

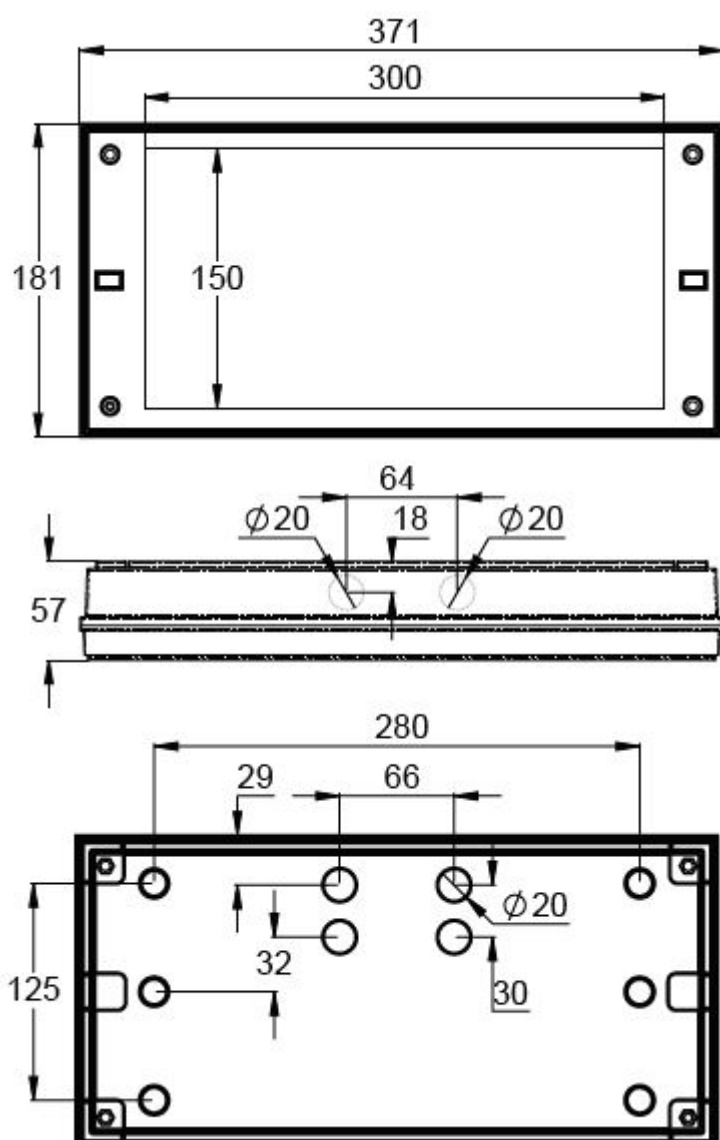
Product Code	Pictogram	Viewing Distance (m)	Compatible Product Groups
PB3003E		30	Solid Exit Emergency Exit Lights
PB3005E		30	Solid Exit Emergency Exit Lights

OPTIONAL ACCESSORIES:

OPTIONAL MOUNTING ACCESSORIES FOR EMERGENCY EXIT LIGHTS



Product Code	Product Name	Compatible Product Groups
TWT3001	Solid Recess Mounting Frame TWT3001	Solid Exit Emergency Exit Lights, Solid Exit 2 Emergency Exit Lights, Solid: Line Lowbay Emergency Lights, Solid: Line Midbay Emergency Lights, Solid: Zone Lowbay Emergency Lights, Solid: Zone Midbay Emergency Lights
TWT3002	Solid Wall bracket TWT3002	Solid Exit Emergency Exit Lights, Solid Exit 2 Emergency Exit Lights, Solid: Line Lowbay Emergency Lights, Solid: Line Midbay Emergency Lights, Solid: Zone Lowbay Emergency Lights, Solid: Zone Midbay Emergency Lights
TWT3003	Solid Flag bracket TWT3003	Solid Exit Emergency Exit Lights, Solid Exit 2 Emergency Exit Lights, Solid: Line Lowbay Emergency Lights, Solid: Line Midbay Emergency Lights, Solid: Zone Lowbay Emergency Lights, Solid: Zone Midbay Emergency Lights
TWT3004	Solid Ceiling bracket TWT3004	Solid Exit Emergency Exit Lights, Solid Exit 2 Emergency Exit Lights, Solid: Line Lowbay Emergency Lights, Solid: Line Midbay Emergency Lights, Solid: Zone Lowbay Emergency Lights, Solid: Zone Midbay Emergency Lights



We reserve the rights to make modifications without notice.
 Copyright © 2024 Teknoware. All rights reserved.
 Date: May 05, 2024 | Source:
www.teknoware.com/en/emergency-lighting-1/solid-exit-emergency-exit-light-tws3092wme

Teknoware Oy | P.O. Box 19, 15101 Lahti | Ilmarisentie 8, 15200 Lahti Finland
 Tel +358 3 883 020 | VAT-number FI01494751 | teknoware.com | emexit@teknoware.com

