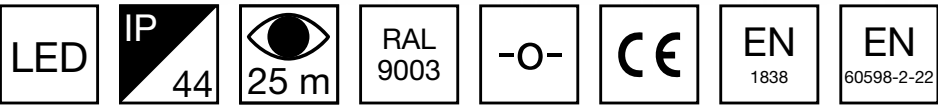


ESC 90 EMERGENCY EXIT LIGHTS



The ESC 90 is an emergency exit light that combines cutting-edge technology with modern lighting design. Thanks to high quality electronics, optics and mechanical design, the luminaire has uniformly illuminated pictograms and low power consumption.

Changing the pictograms is easy and the plastic sheet slides easily into place. The ESC 90 exit light is easy to install on the ceiling or on a wall. It can be used 1 or 2 sided, with either recess or surface mounting. The ESC 90 is particularly easy and fast to install thanks to the separate mounting piece, which the power supply is also connected to.


SELF-CONTAINED ESCAP EMERGENCY EXIT LIGHTS WITH SUPER CAPACITOR AND SELF-TESTING

Product Code	Nominal Supply Voltage	Pictogram	Pictogram Info	Backup (h)
TWS9092WMT	220-240 V, 50/60 Hz AC		2-sided, 25 m	1
TWS9092WMRT	220-240 V, 50/60 Hz AC		2-sided, 25 m	1
TWS9092WMR	220-240 V, 50/60 Hz AC		2-sided, 25 m	1
TWS9092WM	220-240 V, 50/60 Hz AC		2-sided, 25 m	1
Y9092WM120	220-240 V, 50/60 Hz AC		2-sided, 25 m	1

We reserve the rights to make modifications without notice.
Copyright © 2024 Teknoware. All rights reserved.
Date: April 25, 2024 | Source:
www.teknoware.com/en/emergency-lighting/emergency-exit-lights/emergency-exit-light-product-families/esc-90-emergency-exit-lights




SELF-CONTAINED ESCAP EMERGENCY EXIT LIGHTS WITH SUPER CAPACITOR AND WIRELESS CENTRAL MONITORING

Product Code	Nominal Supply Voltage	Pictogram	Pictogram Info	Backup (h)
TWS9092WAT	220-240 V, 50/60 Hz AC		2-sided, 25 m	1
TWS9092WART	220-240 V, 50/60 Hz AC		2-sided, 25 m	1
TWS9092WAR	220-240 V, 50/60 Hz AC		2-sided, 25 m	1
TWS9092WA	220-240 V, 50/60 Hz AC		2-sided, 25 m	1
Y9092WA120	220-240 V, 50/60 Hz AC		2-sided, 25 m	1


BASIC SELF-CONTAINED ESCAP EMERGENCY EXIT LIGHTS WITH SUPER CAPACITOR

Product Code	Nominal Supply Voltage	Pictogram	Pictogram Info	Backup (h)
TWS9092WR	220-240 V, 50/60 Hz AC		2-sided, 25 m	1

SELF-CONTAINED EMERGENCY EXIT LIGHTS WITH BATTERY AND SELF-TESTING


Product Code	Nominal Supply Voltage	Pictogram	Pictogram Info	Backup (h)
TWT9053WMT	220-240 V, 50/60 Hz AC		2-sided, 25 m	3
TWT9053WM	220-240 V, 50/60 Hz AC		2-sided, 25 m	3
Y9053WM120	220-240 V, 50/60 Hz AC		2-sided, 25 m	3

SELF-CONTAINED EMERGENCY EXIT LIGHTS WITH BATTERY AND WIRELESS CENTRAL MONITORING



Product Code	Nominal Supply Voltage	Pictogram	Pictogram Info	Backup (h)
TWT9053WAT	220-240 V, 50/60 Hz AC		2-sided, 25 m	3
TWT9053WA	220-240 V, 50/60 Hz AC		2-sided, 25 m	3
Y9053WA120	220-240 V, 50/60 Hz AC		2-sided, 25 m	3

ADDRESSABLE 230 V CENTRALLY SUPPLIED EMERGENCY EXIT LIGHTS

Product Code	Nominal Supply Voltage	Pictogram	Pictogram Info
TWT9051WKT	220-240 V, 50/60 Hz AC, DC		2-sided, 25 m
TWT9051WKRT	220-240 V, 50/60 Hz AC, DC		2-sided, 25 m
TWT9051WKR	220-240 V, 50/60 Hz AC, DC		2-sided, 25 m

Product Code	Nominal Supply Voltage	Pictogram	Pictogram Info
TWT9051WKB	220-240 V, 50/60 Hz AC, DC		2-sided, 25 m
TWT9051WK	220-240 V, 50/60 Hz AC, DC		2-sided, 25 m
Y9051WK120	220-240 V, 50/60 Hz AC, DC		2-sided, 25 m


NON-ADDRESSABLE 230 V CENTRALLY SUPPLIED EMERGENCY EXIT LIGHTS

Product Code	Nominal Supply Voltage	Pictogram	Pictogram Info
TWT9051WT	220-240 V, 50/60 Hz AC, DC		2-sided, 25 m
TWT9071WT	24-230 V, 50/60 Hz AC, DC		2-sided, 25 m
TWT9051W	220-240 V, 50/60 Hz AC, DC		2-sided, 25 m
Y9051W120	220-240 V, 50/60 Hz AC, DC		2-sided, 25 m
TWT9071W	24-230 V, 50/60 Hz AC, DC		2-sided, 25 m
Y9071W120	24-230 V, 50/60 Hz AC, DC		2-sided, 25 m

ADDRESSABLE 24 V CENTRALLY SUPPLIED EMERGENCY EXIT LIGHTS

Product Code	Nominal Supply Voltage	Feature
TWT9041WKT	24 V, 50/60 Hz AC, DC	Tapsa Control
TWT9041WKRT	24 V, 50/60 Hz AC, DC	Tapsa Control
TWT9041WK	24 V, 50/60 Hz AC, DC	Tapsa Control
TWT9041WKR	24 V, 50/60 Hz AC, DC	Tapsa Control

NON-ADDRESSABLE 24 V CENTRALLY SUPPLIED EMERGENCY EXIT LIGHTS

Product Code	Nominal Supply Voltage	Pictogram	Pictogram Info
TWT9041WT	24 V, 50/60 Hz AC, DC		2-sided, 25 m
TWT9041W	24 V, 50/60 Hz AC, DC		2-sided, 25 m
Y9041W120	24 V, 50/60 Hz AC, DC		2-sided, 25 m

We reserve the rights to make modifications without notice.

Copyright © 2024 Teknoware. All rights reserved.

Date: April 25, 2024 | Source:

www.teknoware.com/en/emergency-lighting/emergency-exit-lights/emergency-exit-light-product-families/esc-90-emergency-exit-lights



Teknoware Oy | P.O. Box 19, 15101 Lahti | Ilmarisentie 8, 15200 Lahti Finland
Tel +358 3 883 020 | VAT-number FI01494751 | teknoware.com | emexit@teknoware.com